ANRIN

LEADING WATER



HYDROTEC

HYDROblock®

Fördelar

Inbyggd tätningsring
Systemet har ett unikt anslutningssystem som tack vare den integrerade gummiringen garanterar lätt och tät rörläggning.

För gångytor
Med en slitsbredd på 12 mm, är alternativet idealiskt för fotgängare.

Förankring
Stödbenen förankras som komplettering i fundamentet varigenom en extremt stark förbindelse uppstår, som håller stånd mot samtliga belastningsklasser (F 900).

Vattentät anslutning
Lång hals för vattentät anslutning.

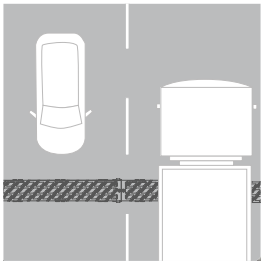

Perfekt för tvärgående trafik
I alla belastningsklasser

Besparing

M-ränna vs. I-ränna
Det är skillnad på ränna och ränna! En M-ränna (i betong, plast eller polymerbetong) skall omslutas av betong för att uppnå önskad belastningsklass medan en I-ränna endast räcker att ställa på ett betongfundament och stabiliseras. I-rännan i sig är så stark att den motstår belastning utan att omslutas av betong.

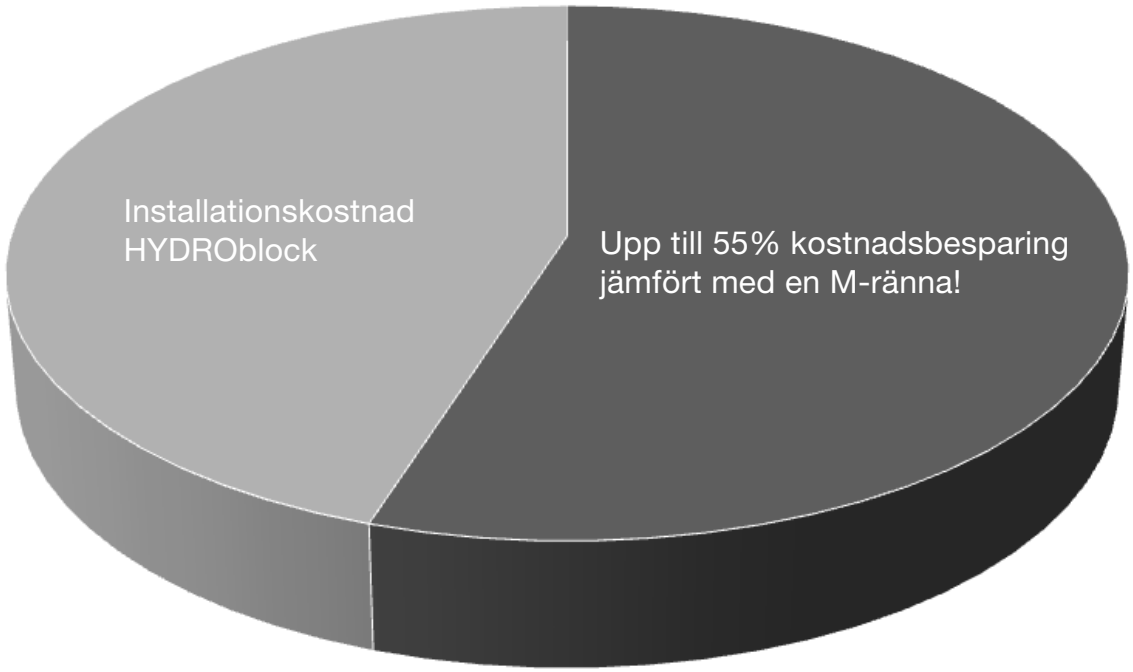

HYDROblock “I-ränna“

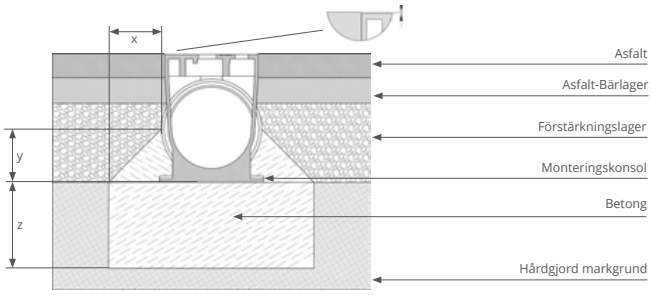

Alternativt bultas HYDROblock fast i betongfundamentet. Då behövs ingen motgjutning.

Ränna “M-ränna“

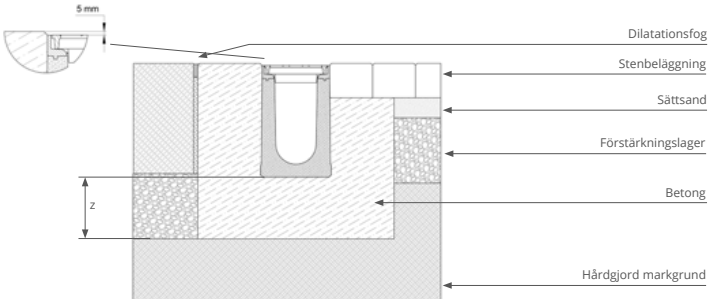

Sparar pengar!
Tar man i beräkning den minskade åtgången av betong, minskade antal mantimmar på arbetsplatsen i och med snabbare installation så blir oftast totalkostnaden mindre än en vanlig “I-ränna“ trots att HYDROblock kostar mer. Lägg därtill faktumet att HYDROblock i princip är oförstörbar vilket innebär inga reklamationsärenden i framtiden så blir valet lätt - HYDROblock!

System HYDROblock® 100

Klass F 900

Baselement

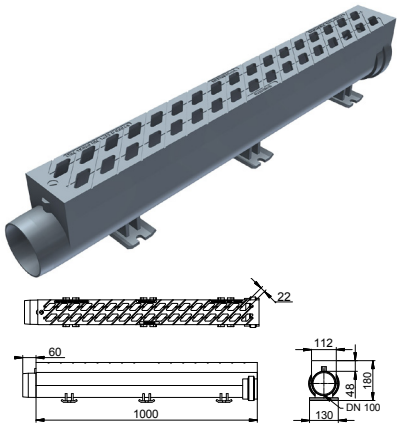

Inloppsarea 337 cm²/m

Artikel	Höjd mm	Art.-Nr.	kg	Antal Per Pall
Baselement 1000 mm	180	60060050	30,5	45
Specialelement Vertikalt utlopp 500 mm	180	60060058	17,0	-
Specialelement Sidoutlopp vänster / höger 500 mm	180	60060358	17,0	-
Specialelement Sidoutlopp front / vänster / höger 500 mm	180	60060458	17,0	-

Vertikalt utlopp

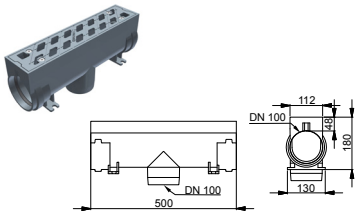

Sidoutlopp vänster /höger

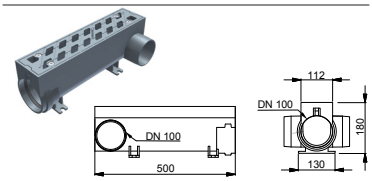

Sidoutlopp front / vänster / höger

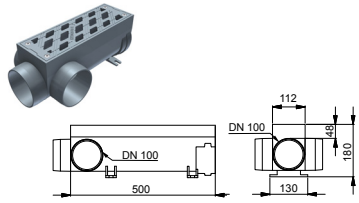

System HYDROblock® 100

Klass F 900

Sandfång



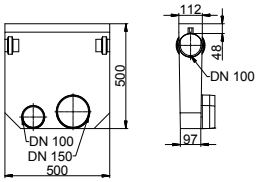

Artikel	Höjd mm	Art.-Nr.	kg	Antal Per Pall
Sandfång* 500 mmm	500	60060008	38,0	-

System HYDROblock® 150

Klass F 900

Baselement



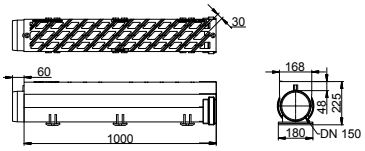

Inloppsarea 520 cm²/m

Artikel	Höjd mm	Art.-Nr.	kg	Antal Per Pall
Baselement 1000 mm	225	60160050	50,3	20
Specialelement Vertikalt utlopp 500 mm	225	60160058	31,0	-
Specialelement Sidoutlopp front / vänster / höger 500 mm	225	60160458	32,0	-

Vertikalt utlopp

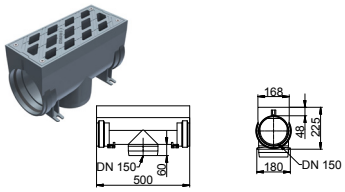

Sidoutlopp front / vänster / höger

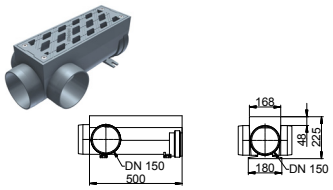

System HYDROblock® 150

Klass F 900

Sandfång



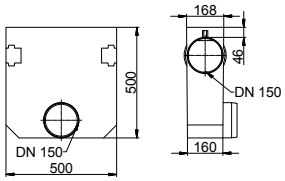

Artikel	Höjd mm	Art.-Nr.	kg	Antal Per Pall
Sandfång* 500 mmm	500	60160008	55,0	-

System HYDROblock® 150

Klass F 900

Design fotgängare

Baselement



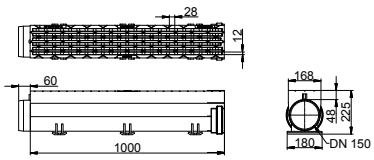

Inloppsarea 380 cm²/m

Vertikalt utlopp

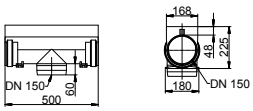

Sidoutlopp front / vänster / höger

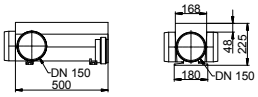

Artikel	Höjd mm	Art.-Nr.	kg	Antal Per Pall
Baselement 1000 mm	225	60160050	50,3	20
Specialelement Vertikalt utlopp 500 mm	225	60160058	31,0	-
Specialelement Sidoutlopp front / vänster / höger 500 mm	225	60160458	32,0	-

System HYDROblock® 150

Klass F 900

Sandfång - Design fotgängare



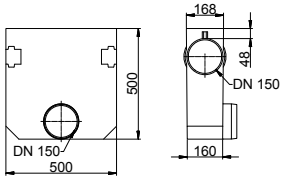

Artikel	Höjd mm	Art.-Nr.	kg	Antal Per Pall
Sandfång* 500 mmm	500	60163008	54,0	-

System HYDROblock® 200

Klass F 900

Baselement



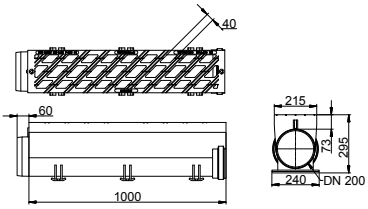

Inloppsarea 780 cm²/m

Vertikalt utlopp



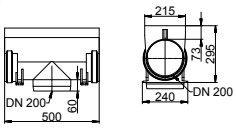

Sidoutlopp vänster /höger

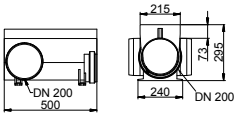

Artikel	Höjd mm	Art.-Nr.	kg	Antal Per Pall
Baselement 1000 mm	295	60260050	66,1	15
Specialelement Vertikalt utlopp 500 mm	295	60260058	44,0	-
Specialelement Sidoutlopp vänster / höger 500 mm	295	60260358	45,0	-

System HYDROblock® 200

Klass F 900

Sandfång



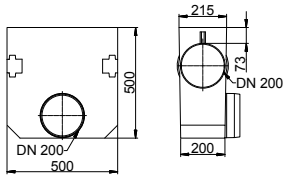

Artikel	Höjd mm	Art.-Nr.	kg	Antal Per Pall
Sandfång* 500 mmm	500	60260008	62,0	-

System HYDROblock® 200

Klass F 900

Design fotgängare

Baselement



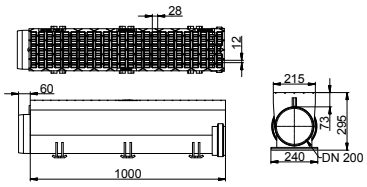

Inloppsarea 566 cm²/m

Vertikalt utlopp



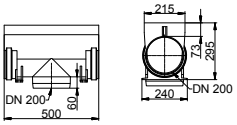

Sidoutlopp vänster /höger



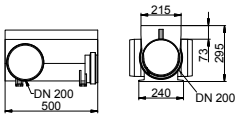

Artikel	Höjd mm	Art.-Nr.	kg	Antal Per Pall
Baselement 1000 mm	295	60263050	71,4	15
Specialelement Vertikalt utlopp 500 mm	295	60263058	40,0	-
Specialelement Sidoutlopp vänster / höger 500 mm	295	60263358	44,3	-

System HYDROblock® 200

Klass F 900

Sandfång - Design fotgängare



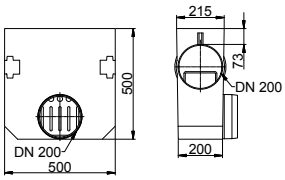

Artikel	Höjd mm	Art.-Nr.	kg	Antal Per Pall
Sandfång* 500 mmm	500	60263008	63,6	-

System HYDROblock® 300

Klass F 900

Baselement



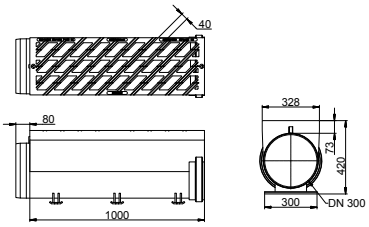

Inloppsarea 1.190 cm²/m

Artikel	Höjd mm	Art.-Nr.	kg	Antal Per Pall
Baselement 1000 mm	420	60360050	110,0	6
Specialelement* Vertikalt utlopp 750 mm	420	60360058	105,0	-

Vertikalt utlopp

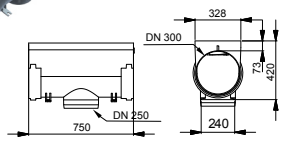

System HYDROblock® 300

Klass F 900

Design fotgängare

Baselement



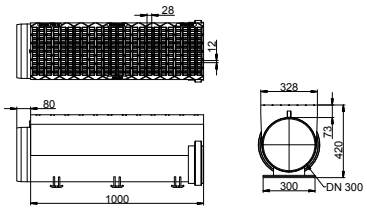

Inloppsarea 839 cm²/m

Vertikalt utlopp

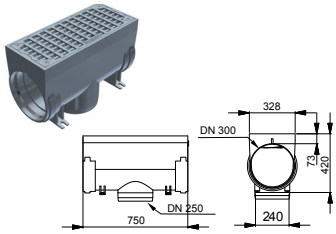

Artikel	Höjd mm	Art.-Nr.	kg	Antal Per Pall
Baselement 1000 mm	420	603600501	112,0	6
Specialelement* Vertikalt utlopp 750 mm	420	603600582	96,0	-

Tillbehör

Tät gavel

Tät gavel
halshänden

Sil



Montageverktyg

Artikel	Art.-Nr.	Höjd mm
HYDROblock		
Tät gavel DN 100	7001210	
Tät gavel DN 100, halsänden	7001211	
Tät Tät gavel DN 150	7001215	
Tät gavel DN 150, halsänden	7001216	
Tät gavel DN 200	7001220	
Tät gavel DN 200, halsänden	7001230	
Tät gavel DN 300	7001231	
Tät gavel DN 300, halsänden	7001332	
Montageverktyg NW 100	7009923	
Montageverktyg NW 150 / 200 / 300	7009920	
HYDROblock 300 Sil för vertikalt utlopp	0301533	

Monteringsanvisning

HYDROblock®

F 900 HYDROblock®

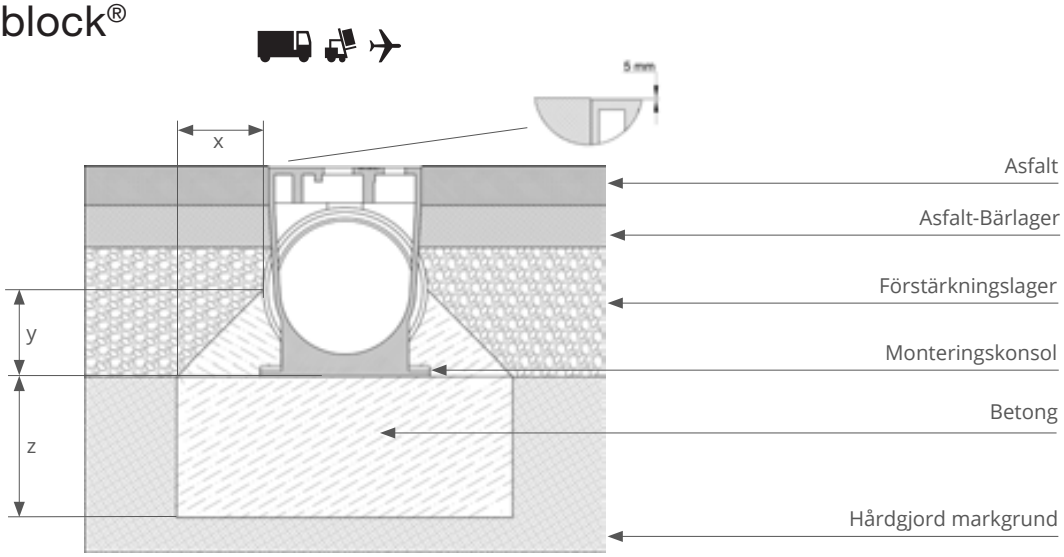

Markytan skall ligga ca. 5 mm över rännans överkant.

z (enligt statik)	
D 400 E 600 / F 900	20 cm Betong C25/30 25 cm Betong C25/30

x y (enligt statik)	
D 400 E 600 / F 900	15 cm Betong C25/30 20 cm Betong C25/30

ANRIN
LEADING WATER

HYDROTEC

ANRIN Nordic AB
Telivägen 8
149 41 NYNÄSHAMN

+46 (0)10-209 9 209
info@hydrotec.se
www.hydrotec.se